



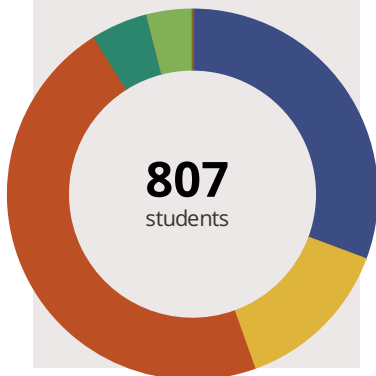
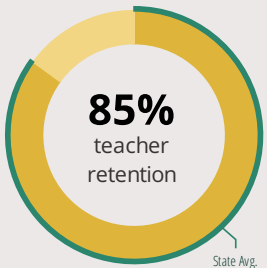
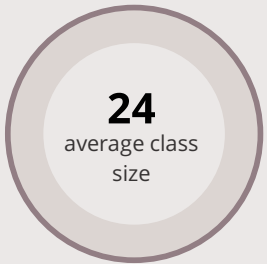
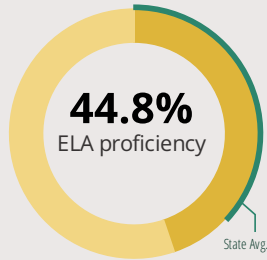
# A Vito Martinez Middle School

590 Belmont Dr Romeoville, IL 60446 (815) 886-6100

Grades: 6 - 8  
District: Valley View CUSD 365U

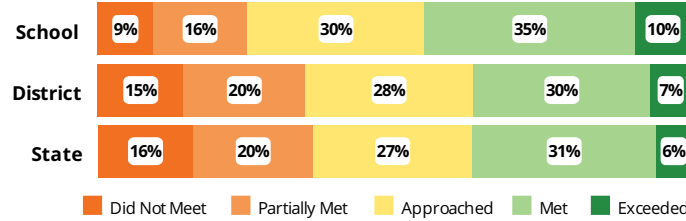
Principal: Ms.Sarah DeDonato  
Superintendent: Dr.James Mitchem

## FAST FACTS



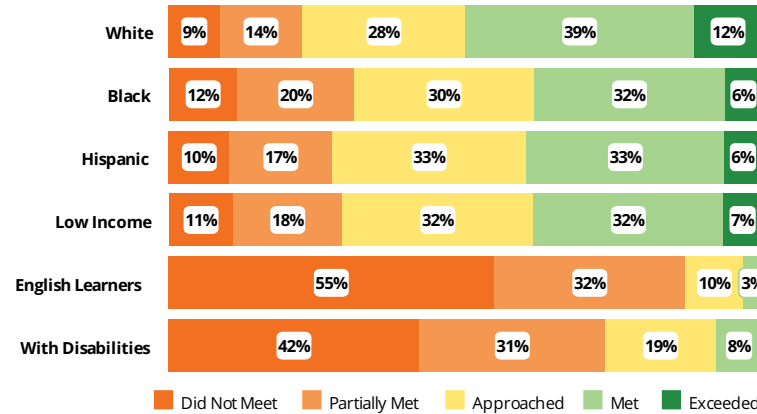
## Academic Success

All Illinois students in grades 3-8 take the PARCC assessment each year. High school students take the SAT in Math and English Language Arts.



## Success by Student Group

This display shows PARCC ELA performance levels for each student group. No data is shown for groups with fewer than 10 students.



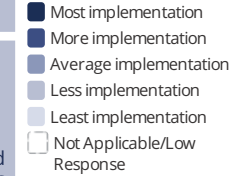
## Student Characteristics

White	31%	Low Income	59%
Black	14%	English Learners	3%
Hispanic	47%	With Disabilities	13%
Asian	5%	Homeless	0%
American Indian	0%		
Two or More Races	4%		
Pacific Islander	0%		

## School Environment



The **5Essentials Survey** allows students in grades 6-12 and all teachers to share their perspectives on essential conditions for learning. The anonymous survey consists of 5 components.



**Response Rates**

Students	97%
Teachers	100%

### Less Effective Leaders

Do principals and teachers implement a shared vision for success?

### Less Collaborative Teachers

Do teachers collaborate to promote professional growth?

### More Ambitious Instruction

Are the classes challenging and engaging?

### Average Supportive Environment

Is the school safe, demanding, and supportive?

### Less Involved Families

Does the entire staff build strong external relationships?

## Student Attendance and Mobility

### Attendance Rate

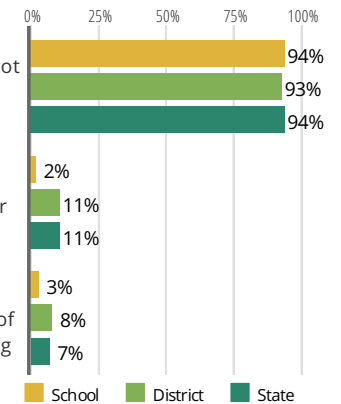
Rate at which students are present at school, not including excused or unexcused absences

### Chronic Truancy Rate

Percentage of students who have been absent without valid reasons for 5% or more of regular school days

### Student Mobility

Percentage of students who transfer in or out of the school during the school year, not including graduates





# A Vito Martinez Middle School

## School Highlights

### Academic Courses

As evidenced of the VVSD mission, "ensure that ALL students are prepared for college, and a successful life, academically, socially, and emotionally, as well as equipped with the necessary tools to have options and make decisions about their long-term goals." AVM offers numerous opportunities for learning. VVSD provides rigorous instruction.

### Physical Education, Heath and Wellness

The Kinetic Wellness Department of Valley View Middle Schools seeks to continually provide student learning on improvement and maintenance of self-health and well-being. Student learning is emphasized with activities and an environment that students can engage in providing enjoyable experiences for the future of students and their lifestyles. The c

### Other Programs and Activities

Family Nights, Mentoring Program, Parent Associations, Art Club, Drama/Theatre, Marching Band, Music Club, Chess Club, Environmental Club, Homework Club, Math Club, National Honor Society, Newspaper, Reading Clubs, Scholastic Bowl, Science Club, Student Council, Writer's Workshop, Yearbook Club, Ms. RIGHT, Applied Technology Club, Lunch and Learn.

### School Awards

### Career Development Courses and Programs

CTE is a combination of programs designed to equip students with work and life skills. Through the appropriate selection of programs, students may explore career options, gain insights into a number of fields of employment, prepare for careers, update knowledge as work requirements change, and learn how to improve home and family life.

### Athletics

Boys' Baseball, Girls' Softball, Boys and Girls Basketball. Boys and Girls Soccer, Volleyball, Wrestling, Cheerleading, Cross Country and Track.

### School Personnel Resources

Librarian/Media Specialist, Paraprofessional, School Guidance Counselor, School Nurse, School Psychologist, School Social Worker, Special Education Teacher, Speech Language Pathologist-non teaching, Student Dean

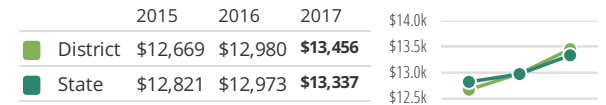
### Facilities

## District Finance

**Instructional Spending per Pupil** includes only the activities directly dealing with the teaching of students or the interaction between teachers and students.



**Operational Spending per Pupil** includes all costs for overall operations in this school's district, including Instructional Spending, but excluding summer school, adult education, capital expenditures, and long-term debt payments.



## Educator Measures

This school has had **2 principal(s)** over the past 6 years. In the last three years, an average of **85% of teachers** return to this school each year.

## FOR MORE INFORMATION

Visit [IllinoisReportCard.com](http://IllinoisReportCard.com) to see additional details about each item of information for this school. There you will find charts spanning multiple years, detailed explanations, resources, more of the school's programs and activities, and powerful tools that let you dig deeper into data.

Most of this data has been collected by ISBE from school districts through data systems. Some information, such as the School Highlights, is entered directly by principals and can be updated throughout the year.