



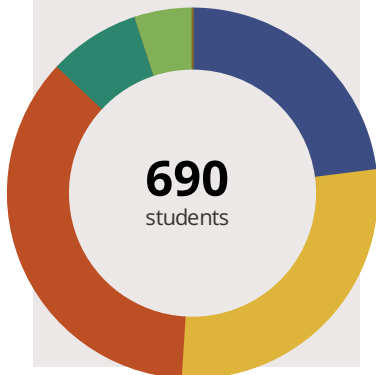
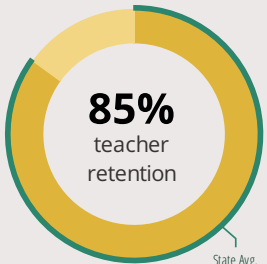
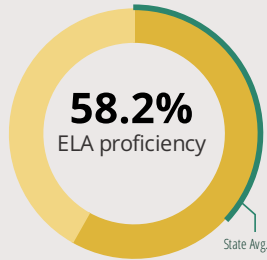
Jane Addams Middle School

905 Lily Cache Ln Bolingbrook, IL 60440 (630) 759-7200

Grades: 6 - 8
District: Valley View CUSD 365U

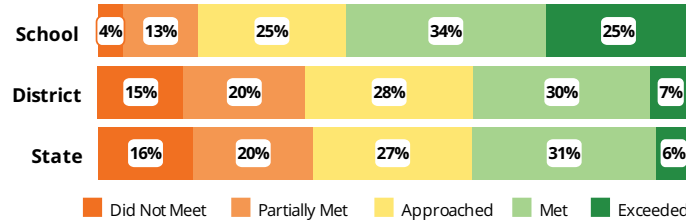
Principal: Ms.Teresa Polson
Superintendent: Dr.James Mitchem

FAST FACTS



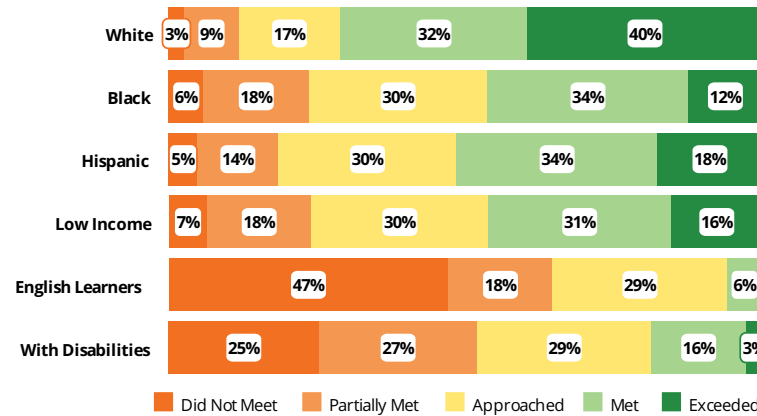
Academic Success

All Illinois students in grades 3-8 take the PARCC assessment each year. High school students take the SAT in Math and English Language Arts.



Success by Student Group

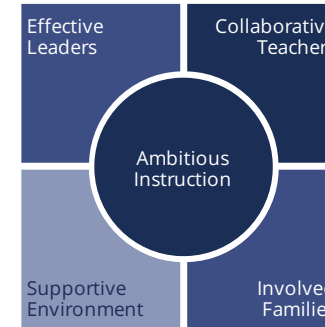
This display shows PARCC ELA performance levels for each student group. No data is shown for groups with fewer than 10 students.



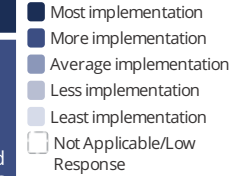
Student Characteristics

White	23%	Low Income	54%
Black	28%	English Learners	4%
Hispanic	36%	With Disabilities	16%
Asian	8%	Homeless	1%
American Indian	0%		
Two or More Races	5%		
Pacific Islander	0%		

School Environment



The **5Essentials Survey** allows students in grades 6-12 and all teachers to share their perspectives on essential conditions for learning. The anonymous survey consists of 5 components.



Response Rates

Students	98%
Teachers	100%

More Effective Leaders

Do principals and teachers implement a shared vision for success?

Most Collaborative Teachers

Do teachers collaborate to promote professional growth?

Most Ambitious Instruction

Are the classes challenging and engaging?

Average Supportive Environment

Is the school safe, demanding, and supportive?

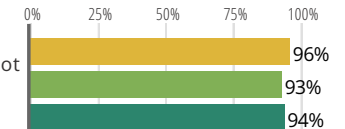
More Involved Families

Does the entire staff build strong external relationships?

Student Attendance and Mobility

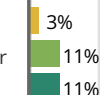
Attendance Rate

Rate at which students are present at school, not including excused or unexcused absences



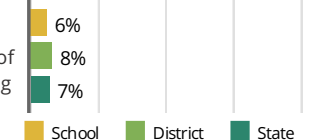
Chronic Truancy Rate

Percentage of students who have been absent without valid reasons for 5% or more of regular school days



Student Mobility

Percentage of students who transfer in or out of the school during the school year, not including graduates





Jane Addams Middle School

School Highlights

Academic Courses

As evidenced of the VVSD mission, "ensure that ALL students are prepared for college, and a successful life, academically, socially, and emotionally, as well as equipped with the necessary tools to have options and make decisions about their long-term goals." JA offers numerous opportunities for learning. VVSD provides rigorous, Common Core State

Physical Education, Health and Wellness

The Kinetic Wellness Department of Valley View Middle Schools seeks to continually provide student learning on improvement and maintenance of self-health and well being. Student learning is emphasized with activities and an environment that students can engage in providing enjoyable experiences for the future of students and their lifestyles. The c

Other Programs and Activities

Art Club, Drama/Theatre, Family Nights, Homework Club, Jane Addams Band Booster Association (JABBRA), Journalism Club, Marching Band, Math Club, Mentoring Program, Music Club, National Honor Society, Newspaper, Parent Associations, Parent Teacher Group (PTG), Reading Clubs, Scholastic Bowl, Science Club, Student Council/Government, Technology Club, Will County Builders Club for Aspiring Leaders, Writer's Workshop, Yearbook Club

School Awards

District Middle School Math Champions 2013, Jared Ploger Illinois Basketball Coaches Association Coach of the Year, Josh Gage Illinois Basketball Coaches Association Coach of the Year, State IESA Boys Basketball Runner Ups in 2011, 2012

Career Development Courses and Programs

CTE is a combination of programs designed to equip students with work and life skills. Through the appropriate selection of programs, students may explore career options, gain insights into a number of fields of employment, prepare for careers, update knowledge as work requirements change, and learn how to improve home and family life.

Athletics

Boy's Baseball, Boy's Basketball, Boy's Cross Country, Boy's Soccer, Boy's Track & Field, Boy's Wrestling, Conditioning and Fitness Classes, Girl's Basketball, Girl's Competitive Cheerleading, Girl's Cross Country, Girl's Soccer, Girl's Softball, Intramural Sports

School Personnel Resources

Interpreter for the Deaf, Librarian/Media Specialist, Paraprofessional, School Guidance Counselor, School Nurse, School Psychologist, School Social Worker, Special Education Teacher, Speech Language Pathologist-non teaching, Student Dean

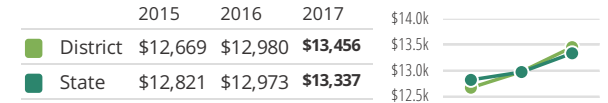
Facilities

District Finance

Instructional Spending per Pupil includes only the activities directly dealing with the teaching of students or the interaction between teachers and students.



Operational Spending per Pupil includes all costs for overall operations in this school's district, including Instructional Spending, but excluding summer school, adult education, capital expenditures, and long-term debt payments.



Educator Measures

This school has had **3 principal(s)** over the past 6 years. In the last three years, an average of **85% of teachers** return to this school each year.

FOR MORE INFORMATION

Visit IllinoisReportCard.com to see additional details about each item of information for this school. There you will find charts spanning multiple years, detailed explanations, resources, more of the school's programs and activities, and powerful tools that let you dig deeper into data.

Most of this data has been collected by ISBE from school districts through data systems. Some information, such as the School Highlights, is entered directly by principals and can be updated throughout the year.