



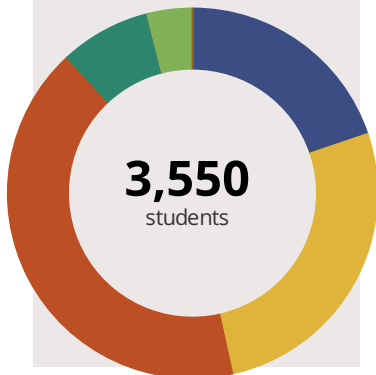
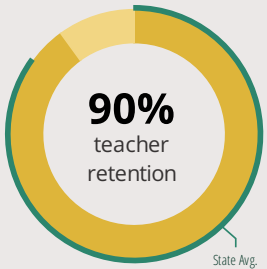
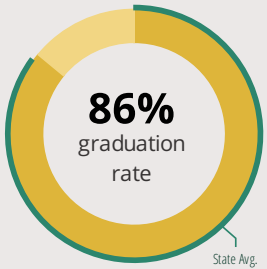
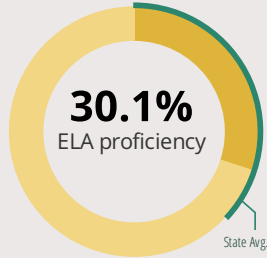
Bolingbrook High School

365 Raider Way Bolingbrook, IL 60440 (630) 759-6400

Grades: 9 - 12
District: Valley View USD 365U

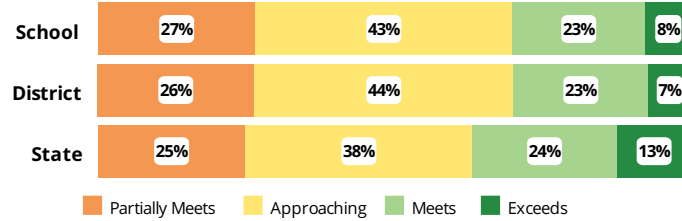
Principal: Dr.Jason Pascavage
Superintendent: Dr.James Mitchem

FAST FACTS



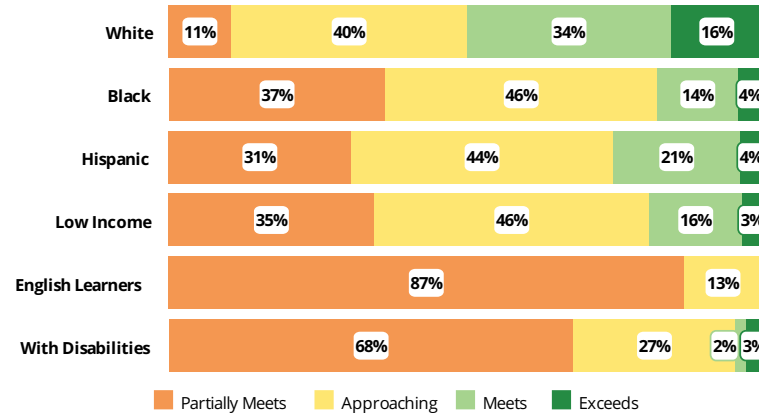
Academic Success

High school students take the SAT in Math and English Language Arts. The display shows SAT ELA results in four performance levels.



Success by Student Group

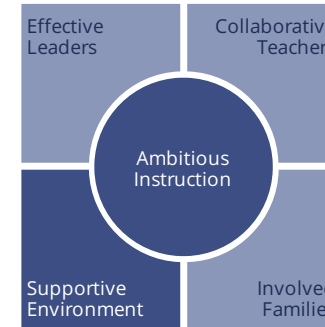
This display shows SAT ELA performance levels for each student group. No data is shown for groups with fewer than 10 students.



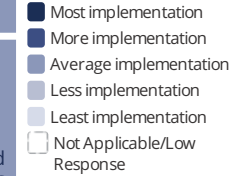
Student Characteristics

White	20%	Low Income	59%
Black	27%	English Learners	7%
Hispanic	42%	With Disabilities	14%
Asian	8%	Homeless	1%
American Indian	0%		
Two or More Races	4%		
Pacific Islander	0%		

School Environment



The **5Essentials Survey** allows students in grades 6-12 and all teachers to share their perspectives on essential conditions for learning. The anonymous survey consists of 5 components.



Response Rates	
Students	89%
Teachers	100%

Average Effective Leaders

Do principals and teachers implement a shared vision for success?

Average Collaborative Teachers

Do teachers collaborate to promote professional growth?

More Ambitious Instruction

Are the classes challenging and engaging?

More Supportive Environment

Is the school safe, demanding, and supportive?

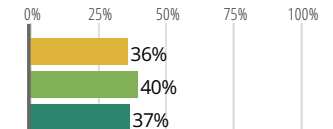
Average Involved Families

Does the entire staff build strong external relationships?

College Readiness

Early College Coursework

Students taking early college coursework in grades 10, 11, and 12



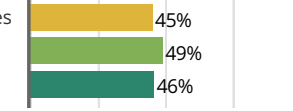
Postsecondary Enrollment

Students who enroll at colleges and universities



Postsecondary Remediation (lower is better)

Students enrolled in Illinois community colleges who require remedial coursework



Legend: School (Yellow), District (Green), State (Dark Green)



Bolingbrook High School

School Highlights

Academic Courses

VVSD provides rigorous, Common Core State Standard-based instruction in English Language Arts, Math, Science, and Social Studies. In addition to core content offerings, students have an extensive list of elective courses to choose from ranging from World Languages, Arts, Technical Design, Physical Fitness, etc. Instruction incorporates 21st Century

Physical Education, Health and Wellness

The Kinetic Wellness Department of BHS seeks to continually provide student learning on improvement and maintenance of self-health and well being. Student learning is emphasized with activities and an environment that students can engage in providing enjoyable experiences for the future of students and their lifestyles. The curriculum consists

Other Programs and Activities

Art Club, Auditorium Tech Crew, Career Education Events, Chess Club, DECA, Drafting Club, Drama/Theatre, Environmental Club, Ethnic Club, Family Nights, Forensics/Speech Teams, Journalism Club, Language Clubs, Literary Magazine, Marching Band, Math Club, Mentoring Program, Model U.N., National Honor Society, Newspaper, Parent Associations, Scholastic Bowl, Science Club, Student Ambassadors, Student Council/Government, Technology Club, Writer's Workshop, Yearbook Club

School Awards

Bolingbrook High School is a proud to have been named to the Advanced Placement (AP) Honor Roll for the second year in a row as part of Valley View School District. This honor was conveyed to only 477 school districts in the U.S. and Canada, and one of only five honored Illinois school districts with an enrollment consisting of at least 30 percent

Career Development Courses and Programs

CTE is a combination of programs designed to equip students with work and life skills. Through the appropriate selection of programs, students may explore career options, gain insights into a number of fields of employment, prepare for specific careers, update knowledge as work requirements change, retrain for new jobs, and learn how to improve hom

Athletics

Boy's Baseball, Boy's Basketball, Boy's Bowling, Boy's Cross Country, Boy's Football, Boy's Golf, Boy's Soccer, Boy's Tennis, Boy's Track & Field, Boy's Volleyball, Boy's Wrestling, Color Guard, Conditioning and Fitness Classes, Girl's Badminton, Girl's Basketball, Girl's Bowling, Girl's Competitive Cheerleading, Girl's Competitive Dance, Girl's Cross Country, Girl's Golf, Girl's Soccer, Girl's Softball, Girl's Tennis, Girl's Track & Field, Girl's Volleyball, Snowball

School Personnel Resources

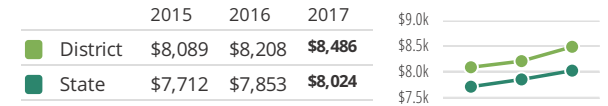
Department Chair, English as a Second Language Teacher, General Administrator or General Supervi, Interpreter for the Deaf, Librarian/Media Specialist, Paraprofessional, School Guidance Counselor, School Nurse, School Psychologist, School Social Worker, School Social Worker Intern, Special Education Teacher, Speech Language Pathologist-non teaching, Student Dean, Supervisor of more than one SSP Area

Facilities

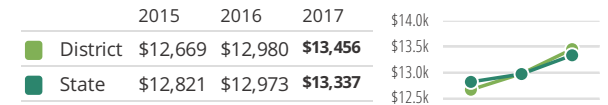
Most of this data has been collected by ISBE from school districts through data systems. Some information, such as the School Highlights, is entered directly by principals and can be updated throughout the year.

District Finance

Instructional Spending per Pupil includes only the activities directly dealing with the teaching of students or the interaction between teachers and students.



Operational Spending per Pupil includes all costs for overall operations in this school's district, including Instructional Spending, but excluding summer school, adult education, capital expenditures, and long-term debt payments.



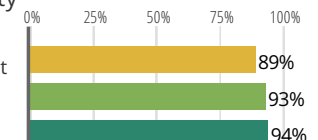
Educator Measures

This school has had **4 principal(s)** over the past 6 years. In the last three years, an average of **90% of teachers** return to this school each year.

Student Attendance and Mobility


Attendance Rate

Rate at which students are present at school, not including excused or unexcused absences




Chronic Truancy Rate

Percentage of students who have been absent without valid reasons for 5% or more of regular school days



Student Mobility

Percentage of students who transfer in or out of the school during the school year, not including graduates



FOR MORE INFORMATION

Visit IllinoisReportCard.com to see additional details about each item of information for this school. There you will find charts spanning multiple years, detailed explanations, resources, more of the school's programs and activities, and powerful tools that let you dig deeper into data.