



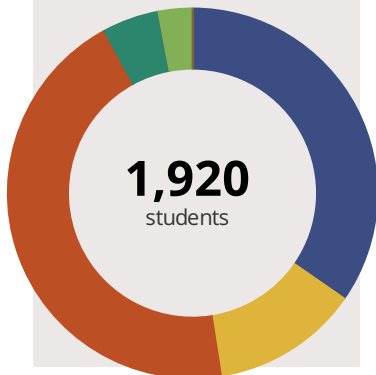
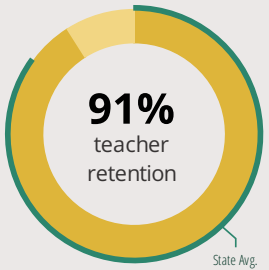
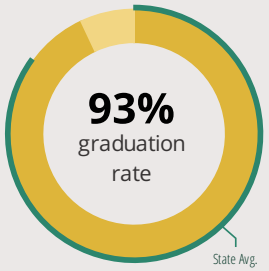
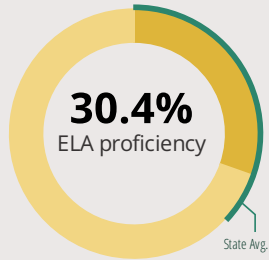
Romeoville High School

100 N Independence Blvd Romeoville, IL 60446 (815) 886-1800

Grades: 9 - 12
District: Valley View CUSD 365U

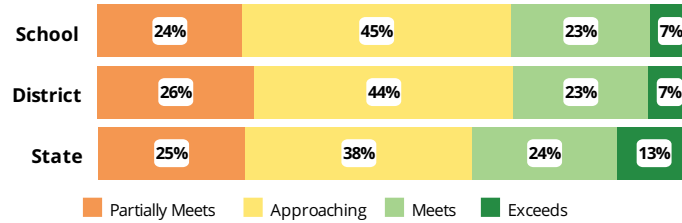
Principal: Mr. Derek Kinder
Superintendent: Dr. James Mitchem

FAST FACTS



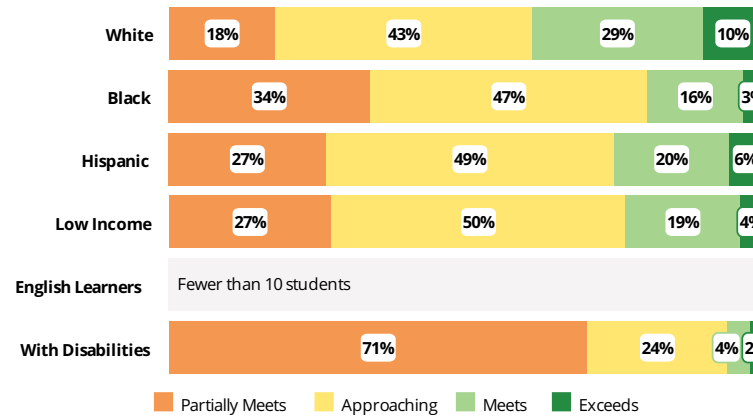
Academic Success

High school students take the SAT in Math and English Language Arts. The display shows SAT ELA results in four performance levels.



Success by Student Group

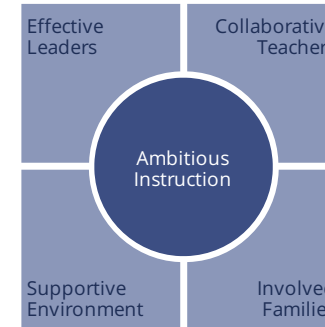
This display shows SAT ELA performance levels for each student group. No data is shown for groups with fewer than 10 students.



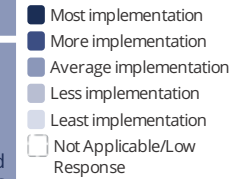
Student Characteristics

White	35%	Low Income	59%
Black	13%	English Learners	2%
Hispanic	45%	With Disabilities	14%
Asian	5%	Homeless	2%
American Indian	0%		
Two or More Races	3%		
Pacific Islander	0%		

School Environment



The **5Essentials Survey** allows students in grades 6-12 and all teachers to share their perspectives on essential conditions for learning. The anonymous survey consists of 5 components.



Response Rates

Students	81%
Teachers	86%

Average Effective Leaders

Do principals and teachers implement a shared vision for success?

Average Collaborative Teachers

Do teachers collaborate to promote professional growth?

More Ambitious Instruction

Are the classes challenging and engaging?

Average Supportive Environment

Is the school safe, demanding, and supportive?

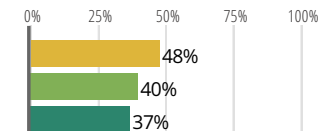
Average Involved Families

Does the entire staff build strong external relationships?

College Readiness

Early College Coursework

Students taking early college coursework in grades 10, 11, and 12



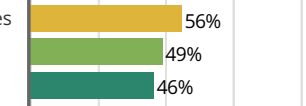
Postsecondary Enrollment

Students who enroll at colleges and universities



Postsecondary Remediation (lower is better)

Students enrolled in Illinois community colleges who require remedial coursework



Legend: School (Yellow), District (Light Green), State (Dark Green)



Romeoville High School

School Highlights

Academic Courses

The vision for Romeoville High School is for all students to reach academic excellence by instilling a BELIEF that all students can and will be successful. We will provide a safe environment for all students to receive a RIGOROUS college/career preparatory curriculum driven by frequent and appropriate formative and summative ASSESSMENTS while creat

Physical Education, Heath and Wellness

Health Education Courses, Nutrition, Weight Lifting/Toning

Other Programs and Activities

8-9th Grade Transition Workshops, Adult Computer Classes, Adult ESL Classes, Adult Sign Language Classes, Art Club, Athletic Boosters, Auditorium Tech Crew, Band Boosters, Career Education Events, Chess Club, Community and Parent Forums, Conflict Resolution, DARE program, Debate Team, Drama/Theatre, Economic Development Committee, Environmental Club, F.A.N.S (Friends and Neighbors Supporting RHS), Family Nights, Forensics/Speech Teams, Guiding Light, H2O (Heart Haven Outreach), Hero Program, ...

School Awards

Romeoville High School: U.S. News and World Reports Bronze Medal Winner for America's Best High Schools for the 2015-16 and 2016-17 School Years. Rated a top 100 High School by U.S. News for the 16-17 SY. Awarded one of America's Most Challenging High Schools by The Washington Post for the 2017 SY. College Board AP Honor Roll Recipient RAMP designa

Career Development Courses and Programs

Accounting II, Accounting I, Architectural Drafting I, Architectural Drafting II, Audio/Video Production I, Automotive Technician I, Automotive Technician II, Business and Technology Concepts, Career Work Training Class, Career Work Training Clinical, Communication Technology, Computer Concepts and Software Applications, Computer Operations and Programming I, Cooperative Education, Entrepreneurship, Fashion Merchandising, Food Science, Information Processing I, Information Processing II, Int...

Athletics

Boy's Baseball, Boy's Basketball, Boy's Bowling, Boy's Cross Country, Boy's Football, Boy's Golf, Boy's Soccer, Boy's Tennis, Boy's Track & Field, Boy's Volleyball, Boy's Wrestling, Color Guard, Conditioning and Fitness Classes, Girl's Badminton, Girl's Basketball, Girl's Bowling, Girl's Competitive Cheerleading, Girl's Competitive Dance, Girl's Cross Country, Girl's Golf, Girl's Soccer, Girl's Softball, Girl's Tennis, Girl's Track & Field, Girl's Volleyball, Intramural Sports, Snowball

School Personnel Resources

Area Career Center/EFE Director, Assistant Director (Special Education), Bilingual Administrator, CTE Supervisor, Curriculum Specialist, Department Chair, General Administrator or General Supervi, Interpreter for the Deaf, Librarian/Media Specialist, Paraprofessional, School Guidance Counselor, School Guidance Counselor Intern, School Nurse, School Psychologist, School Psychology Intern, School Social Worker, Special Education Teacher, Speech Language Pathologist-non teaching, Speech Language...

Facilities

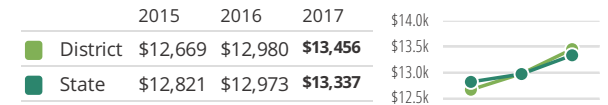
24 Hour Video Surveillance, 60,000 Sqft Athletic Field House with indoor track and bating cages., 8 Competition Tennis Courts, 800 parking spots, Athletic Stadium with synthetic field turf, Athletic Training Room (2 full time athletic trainers), Auditorium with seating for 1000 spectators, Auto shop with four work/install bays, Cafeteria with seating for over 400, Cheer Gym (Gymnasium Balcony), Dance Studio, Elevators and Lifts for second floor access, Free WiFi access to all students, staff ...

District Finance

Instructional Spending per Pupil includes only the activities directly dealing with the teaching of students or the interaction between teachers and students.



Operational Spending per Pupil includes all costs for overall operations in this school's district, including Instructional Spending, but excluding summer school, adult education, capital expenditures, and long-term debt payments.



Educator Measures

This school has had **1 principal(s)** over the past 6 years. In the last three years, an average of **91% of teachers** return to this school each year.

Student Attendance and Mobility

Attendance Rate

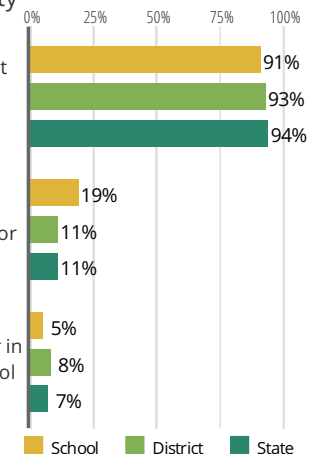
Rate at which students are present at school, not including excused or unexcused absences

Chronic Truancy Rate

Percentage of students who have been absent without valid reasons for 5% or more of regular school days

Student Mobility

Percentage of students who transfer in or out of the school during the school year, not including graduates



FOR MORE INFORMATION

Visit IllinoisReportCard.com to see additional details about each item of information for this school. There you will find charts spanning multiple years, detailed explanations, resources, more of the school's programs and activities, and powerful tools that let you dig deeper into data.

Most of this data has been collected by ISBE from school districts through data systems. Some information, such as the School Highlights, is entered directly by principals and can be updated throughout the year.