



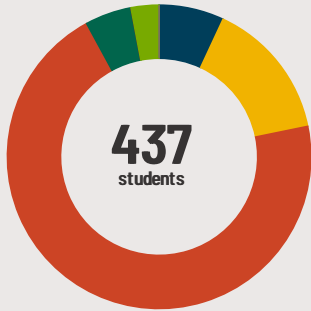
Bernard J Ward Elem School

200 Recreation Dr Bolingbrook, IL 60440 (630)972-9200

Grades: PK - 5
District: Valley View CUSD 365U

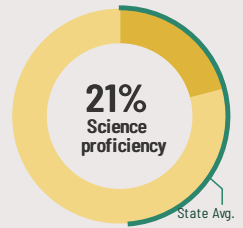

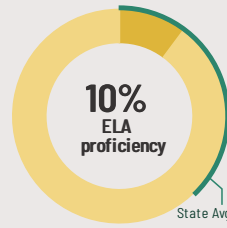
Principal: Ms.Kathleen Nigro
Superintendent: Dr.James Mitchem

Fast Facts



Student Characteristics

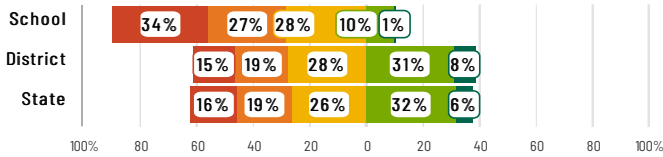
White	7%
Black	15%
Hispanic	71%
Asian	5%
American Indian	0%
Two or More Races	3%
Pacific Islander	0%
Low Income	86%
English Learners	57%
With IEPs	18%
With Disabilities	-
Homeless	2%



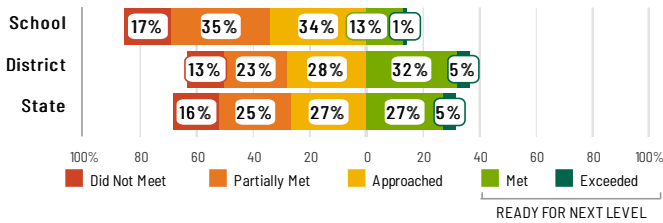
Academic Success

All Illinois students in grades 3-8 take the IAR assessment each year. High school students take the SAT in English Language Arts and Math.

English Language Arts



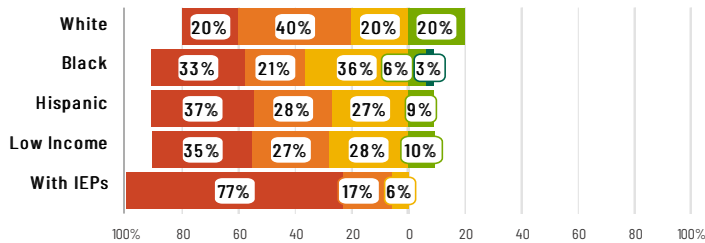
Mathematics



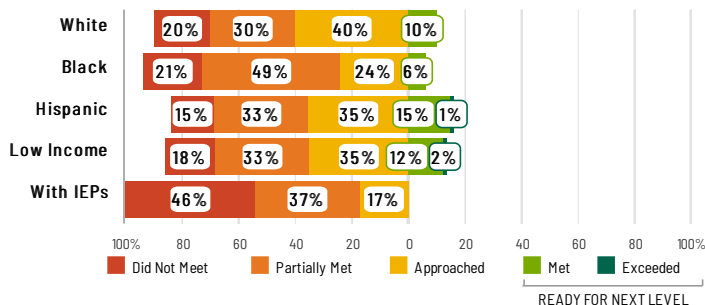
Success by Student Group

This display shows IAR ELA & Math performance levels for each student group. No data is shown for groups with fewer than 10 students.

English Language Arts



Mathematics



School Environment



The **5Essentials Survey** allows students in grades 6-12 and all teachers to share their perspectives on essential conditions for learning. The anonymous survey consists of 5 components.

- Most implementation
- More implementation
- Average implementation
- Less implementation
- Least implementation
- Not Applicable/Low Response

Response Rates

Students	94%
Teachers	63%

Least Effective Leaders

Do principals and teachers implement a shared vision for success?

Least Collaborative Teachers

Do teachers collaborate to promote professional growth?

More Ambitious Instruction

Are classes challenging and engaging?

Most Supportive Environment

Is the school safe, demanding, and supportive?

Least Involved Families

Does the entire staff build strong external relationships?

Student Attendance and Mobility

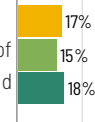
Attendance Rate

Rate at which students are present at school, not including excused or unexcused absences



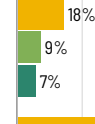
Chronic Absenteeism

Percentage of students who miss 10% or more of school days per year either with or without a valid excuse



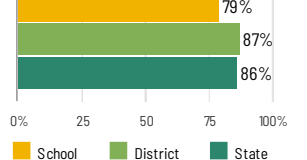
Student Mobility

Percentage of students who transfer in or out of the school during the school year, not including graduates



Teacher Retention

Percentage of full time teachers who return to the same school year to year





Bernard J Ward Elem School

School Highlights

Academic Courses

As evidenced of the VVSD mission, "ensure that ALL students are prepared for college, and a successful life, academically, socially, and emotionally, as well as equipped with the necessary tools to have options and make decisions about their long-term goals." BHS/RHS offers numerous opportunities for learning.

Physical Education, Health and Wellness

BJW has partnered with the Mobile Dentists again for the eighth school year in a row. They provided 30 BJ Ward students with dental screenings, cleanings, fluoride treatments and sealants. This preventative treatment is estimated to save 63 school days. Mobile Dentists will be back to BJW.

Other Programs and Activities

We offer students in grades K - 5 to be part of our school "Garden" program. Students learn how to plant, manage and cultivate our school garden. Students learn how to not only plant but how to harvest the vegetables from our garden. We also offer a "Running Club" for all ages and boys and girls in K-5.

School Awards

Twice each year we select our "Pillar" award for the staff member who has been most influential in supporting and developing students. Staff member is recognized at our School Board Meeting. Teachers and staff are selected by their peers for being the most supportive or contributing to the success of our students. They are recognized during our F

Career Development Courses and Programs

Over the past few years, Valley View School District has worked to develop a 5 year plan for all schools to implement College and Career ideas into the building. Last year, the district committee worked to develop a Symbaloo for Elementary, Middle School, and High School use. The links found on the Symbaloo provided resources and activities for s

Athletics

We offer intramural basketball for boys and girls grade 3 - 5 Monday - Thursday. Students learn about not only basketball skills but also working as a team and supporting each other. Staff work closely together to make sure that student's participating in our intramural programs are also meeting academic benchmarks in the classrooms.

School Personnel Resources

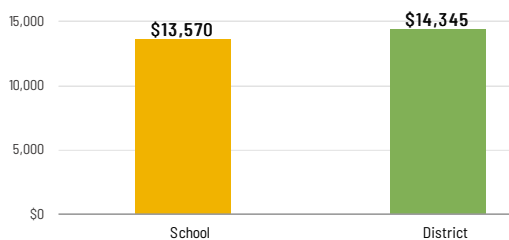
Literacy Leaders/Reading Teachers support students with interventions to improve their reading skills. They also support teachers and staff with strategies and professional development. RTI Interventionist supports students with both reading and math needs. Students who are also working at a high level are receiving enrichment services as well.

Facilities

We offer Young Rembrandt's program throughout the school year. Students grades K - 5 drawing classes. This program teaches students drawing with see-touch-do methods that all kids can succeed with. Before/afterschool basketball and football clubs are also available to our students. Running Club is offered to students in grades K - 5

School-Level Finance

The Every Student Succeeds Act requires LEAs to report school-level expenditure data, beginning with School Year 18-19 data. LEAs are required to report actual personnel and non-personnel expenditures of both site-specific and district centralized expenditures. Expenditures are shown at the site level and must be disaggregated by source of funds (federal vs. state/local). These data are self-reported and may differ from AFR data.



Educator Measures

This school has had **2 principal(s)** over the past 6 years. In the last three years, an average of **79% of teachers** return to this school each year.

FOR MORE INFORMATION

Visit IllinoisReportCard.com to see additional details about each item of information for this school. There you will find charts spanning multiple years, detailed explanations, resources, more of the school's programs and activities, and powerful tools that let you dig deeper into data.

Most of this data has been collected by ISBE from school districts through data systems. Some information, such as the School Highlights, is entered directly by principals and can be updated throughout the year.