



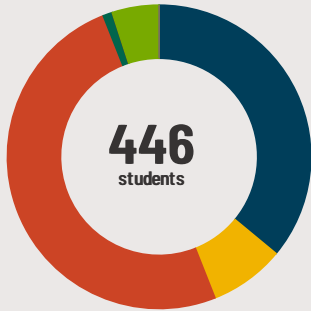
# Irene King Elem School

301 Eaton Ave Romeoville, IL 60446 (815)886-3380

Grades: PK - 5  
District: Valley View CUSD 365U

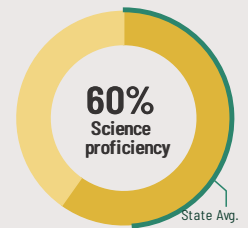
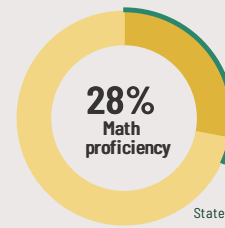
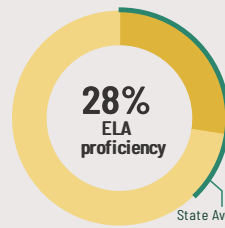
Principal: April Vacik  
Superintendent: Dr. James Mitchem

## Fast Facts



### Student Characteristics

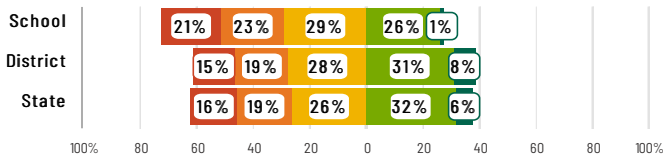
White	36%
Black	8%
Hispanic	50%
Asian	1%
American Indian	0%
Two or More Races	5%
Pacific Islander	0%
Low Income	75%
English Learners	18%
With IEPs	20%
With Disabilities	-
Homeless	0%



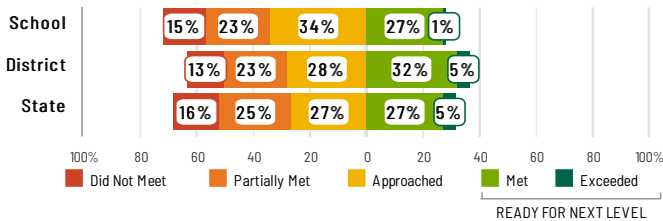
## Academic Success

All Illinois students in grades 3-8 take the IAR assessment each year. High school students take the SAT in English Language Arts and Math.

### English Language Arts



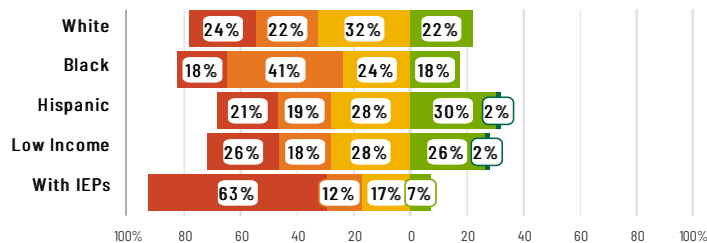
### Mathematics



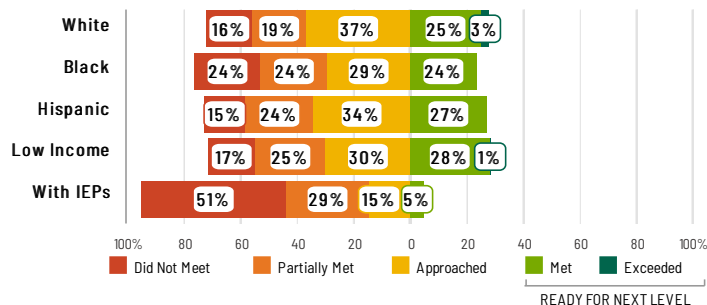
## Success by Student Group

This display shows IAR ELA & Math performance levels for each student group. No data is shown for groups with fewer than 10 students.

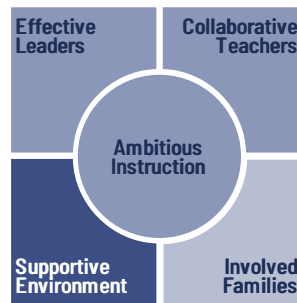
### English Language Arts



### Mathematics



## School Environment



The **5Essentials Survey** allows students in grades 6-12 and all teachers to share their perspectives on essential conditions for learning. The anonymous survey consists of 5 components.

- Most implementation
- More implementation
- Average implementation
- Less implementation
- Least implementation
- Not Applicable/Low Response

### Response Rates

Students	97%
Teachers	68%

### Average Effective Leaders

Do principals and teachers implement a shared vision for success?

### Average Collaborative Teachers

Do teachers collaborate to promote professional growth?

### Average Ambitious Instruction

Are classes challenging and engaging?

### More Supportive Environment

Is the school safe, demanding, and supportive?

### Less Involved Families

Does the entire staff build strong external relationships?

## Student Attendance and Mobility

### Attendance Rate

Rate at which students are present at school, not including excused or unexcused absences



### Chronic Absenteeism

Percentage of students who miss 10% or more of school days per year either with or without a valid excuse



### Student Mobility

Percentage of students who transfer in or out of the school during the school year, not including graduates



### Teacher Retention

Percentage of full time teachers who return to the same school year to year





# Irene King Elem School

## School Highlights

### Academic Courses

We will hold high expectations and provide collaborative supports to ensure academic, social, and emotional success for ALL students in Valley View School District, regardless of race, gender, income, geography, disability, or native language through academic rigor, assessment, instruction and accountability.

### Physical Education, Health and Wellness

### Other Programs and Activities

Art Club, Book Club, DARE program, Family Nights, Math Club, Music Club, Parent Associations, Reading Clubs, Religious Partnerships, Student Council/Government, Tutoring Program, Yearbook Club

### School Awards

We recognize student achievement one time per year in the area of math and reading. We do this with a partnership with the Kiwanis Club of Romeoville .

### Career Development Courses and Programs

### Athletics

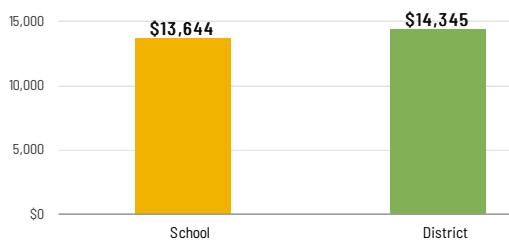
### School Personnel Resources

English as a Second Language Teacher, Librarian/Media Specialist, Paraprofessional, Pre-Kindergarten Teacher, Reading Specialist, School Nurse, School Psychologist, School Social Worker, School Social Worker Intern, Special Education Teacher, Speech Language Pathologist-non teaching

### Facilities

## School-Level Finance

The Every Student Succeeds Act requires LEAs to report school-level expenditure data, beginning with School Year 18-19 data. LEAs are required to report actual personnel and non-personnel expenditures of both site-specific and district centralized expenditures. Expenditures are shown at the site level and must be disaggregated by source of funds (federal vs. state/local). These data are self-reported and may differ from AFR data.



## Educator Measures

This school has had **1 principal(s)** over the past 6 years. In the last three years, an average of **78% of teachers** return to this school each year.

## FOR MORE INFORMATION

Visit [IllinoisReportCard.com](http://IllinoisReportCard.com) to see additional details about each item of information for this school. There you will find charts spanning multiple years, detailed explanations, resources, more of the school's programs and activities, and powerful tools that let you dig deeper into data.

Most of this data has been collected by ISBE from school districts through data systems. Some information, such as the School Highlights, is entered directly by principals and can be updated throughout the year.