



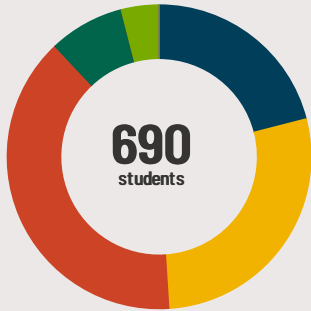
Jane Addams Middle School

905 Lily Cache Ln Bolingbrook, IL 60440 (630)759-7200

Grades: 6 - 8
District: Valley View CUSD 365U

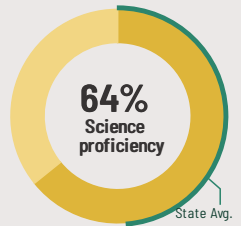
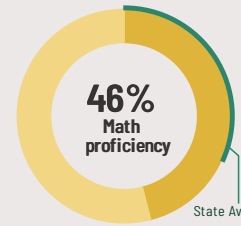
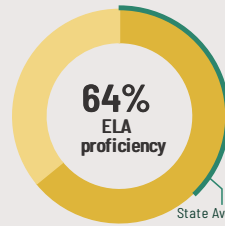
Principal: Ms.Teresa Polson
Superintendent: Dr.James Mitchem

Fast Facts



Student Characteristics

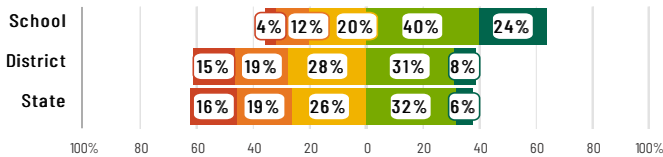
White	21%
Black	28%
Hispanic	39%
Asian	8%
American Indian	0%
Two or More Races	4%
Pacific Islander	0%
Low Income	54%
English Learners	4%
With IEPs	16%
With Disabilities	-
Homeless	2%



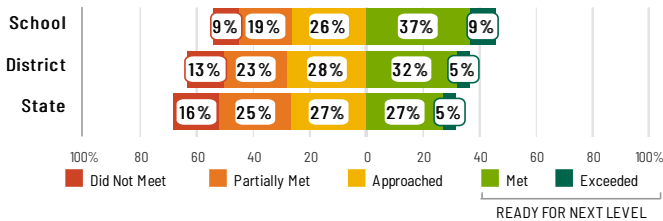
Academic Success

All Illinois students in grades 3-8 take the IAR assessment each year. High school students take the SAT in English Language Arts and Math.

English Language Arts



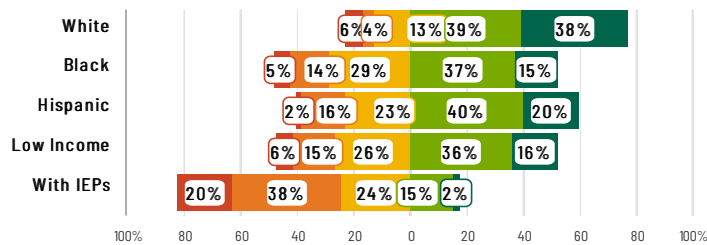
Mathematics



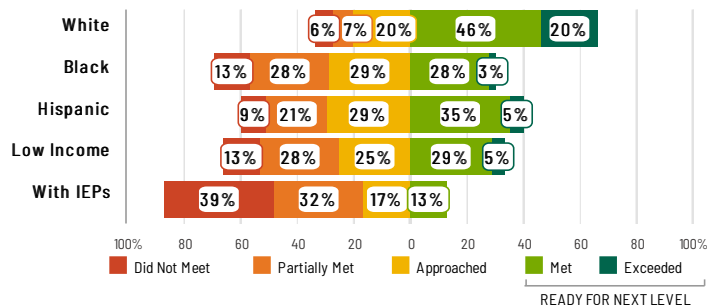
Success by Student Group

This display shows IAR ELA & Math performance levels for each student group. No data is shown for groups with fewer than 10 students.

English Language Arts



Mathematics



School Environment



The **5Essentials Survey** allows students in grades 6-12 and all teachers to share their perspectives on essential conditions for learning. The anonymous survey consists of 5 components.

- Most implementation
- More implementation
- Average implementation
- Less implementation
- Least implementation
- Not Applicable/Low Response

Response Rates

Students	91%
Teachers	83%

Effective Leaders

Do principals and teachers implement a shared vision for success?

Collaborative Teachers

Do teachers collaborate to promote professional growth?

Ambitious Instruction

Are classes challenging and engaging?

Supportive Environment

Is the school safe, demanding, and supportive?

Involved Families

Does the entire staff build strong external relationships?

Student Attendance and Mobility

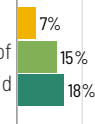
Attendance Rate

Rate at which students are present at school, not including excused or unexcused absences



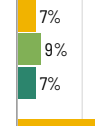
Chronic Absenteeism

Percentage of students who miss 10% or more of school days per year either with or without a valid excuse



Student Mobility

Percentage of students who transfer in or out of the school during the school year, not including graduates



Teacher Retention

Percentage of full time teachers who return to the same school year to year





Jane Addams Middle School

School Highlights

Academic Courses

As evidenced of the VVSD mission, "ensure that ALL students are prepared for college, and a successful life, academically, socially, and emotionally, as well as equipped with the necessary tools to have options and make decisions about their long-term goals." JA offers numerous opportunities for learning. VVSD provides rigorous, Common Core State

Physical Education, Heath and Wellness

The Kinetic Wellness Department of Valley View Middle Schools seeks to continually provide student learning on improvement and maintenance of self-health and well being. Student learning is emphasized with activities and an environment that students can engage in providing enjoyable experiences for the future of students and their lifestyles. The c

Other Programs and Activities

Art Club, Drama/Theatre, Family Nights, Homework Club, Jane Addams Band Booster Association (JABBRA), Journalism Club, Marching Band, Math Club, Mentoring Program, Music Club, National Honor Society, Newspaper, Parent Associations, Parent Teacher Group (PTG), Reading Clubs, Scholastic Bowl, Science Club, Student Council/Government, Technology Club, Will County Builders Club for Aspiring Leaders,

School Awards

District Middle School Math Champions 2013, Jared Ploger Illinois Basketball Coaches Association Coach of the Year, Josh Gage Illinois Basketball Coaches Association Coach of the Year, State IESA Boys Basketball Runner Ups in 2011, 2012

Career Development Courses and Programs

CTE is a combination of programs designed to equip students with work and life skills. Through the appropriate selection of programs, students may explore career options, gain insights into a number of fields of employment, prepare for careers, update knowledge as work requirements change, and learn how to improve home and family life.

Athletics

Boy's Baseball, Boy's Basketball, Boy's Cross Country, Boy's Soccer, Boy's Track & Field, Boy's Wrestling, Conditioning and Fitness Classes, Girl's Basketball, Girl's Competitive Cheerleading, Girl's Cross Country, Girl's Soccer, Girl's Softball, Intramural Sports

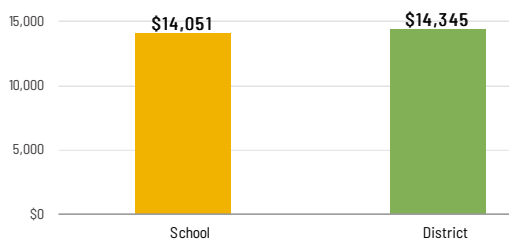
School Personnel Resources

Interpreter for the Deaf, Librarian/Media Specialist, Paraprofessional, School Guidance Counselor, School Nurse, School Psychologist, School Social Worker, Special Educator Teacher, Speech Language Pathologist-non teaching, Student Dean

Facilities

School-Level Finance

The Every Student Succeeds Act requires LEAs to report school-level expenditure data, beginning with School Year 18-19 data. LEAs are required to report actual personnel and non-personnel expenditures of both site-specific and district centralized expenditures. Expenditures are shown at the site level and must be disaggregated by source of funds (federal vs. state/local). These data are self-reported and may differ from AFR data.



Educator Measures

This school has had **2 principal(s)** over the past 6 years. In the last three years, an average of **89% of teachers** return to this school each year.

FOR MORE INFORMATION

Visit IllinoisReportCard.com to see additional details about each item of information for this school. There you will find charts spanning multiple years, detailed explanations, resources, more of the school's programs and activities, and powerful tools that let you dig deeper into data.

Most of this data has been collected by ISBE from school districts through data systems. Some information, such as the School Highlights, is entered directly by principals and can be updated throughout the year.