



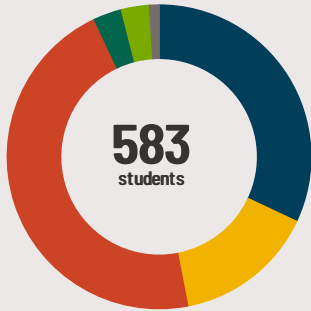
John J Lukancic Middle Sch

725 W Normantown Rd Romeoville, IL 60446 (815)886-2216

Grades: 6 - 8
District: Valley View CUSD 365U

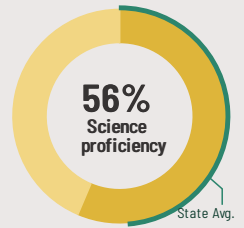
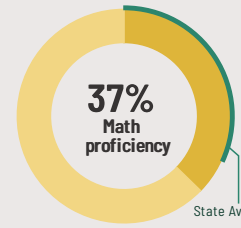
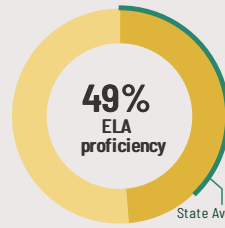
Principal: Mrs. Tricia Rollerson
Superintendent: Dr. James Mitchem

Fast Facts



Student Characteristics

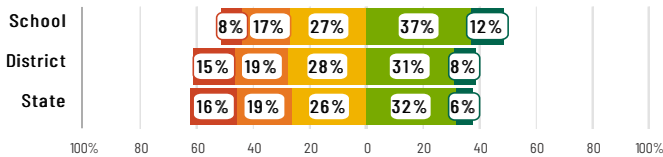
White	32%
Black	15%
Hispanic	46%
Asian	3%
American Indian	0%
Two or More Races	3%
Pacific Islander	1%
Low Income	63%
English Learners	6%
With IEPs	15%
With Disabilities	-
Homeless	1%



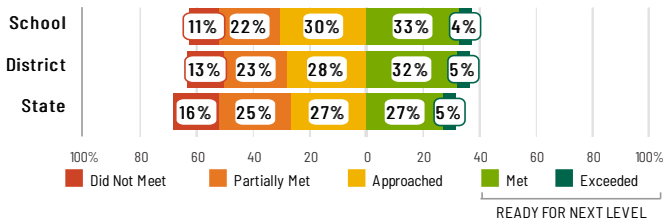
Academic Success

All Illinois students in grades 3-8 take the IAR assessment each year. High school students take the SAT in English Language Arts and Math.

English Language Arts



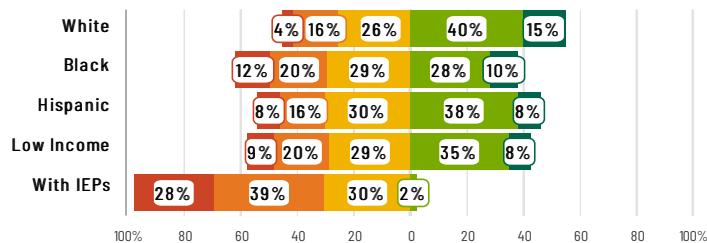
Mathematics



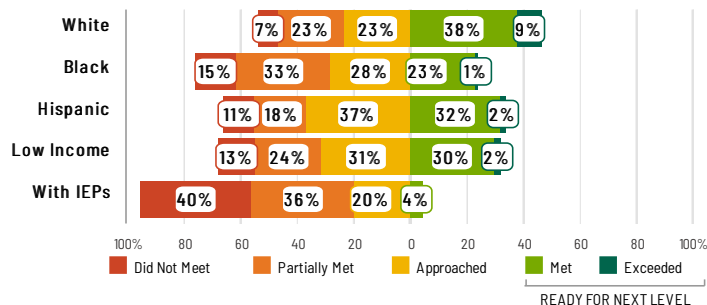
Success by Student Group

This display shows IAR ELA & Math performance levels for each student group. No data is shown for groups with fewer than 10 students.

English Language Arts



Mathematics



School Environment



The **5Essentials Survey** allows students in grades 6-12 and all teachers to share their perspectives on essential conditions for learning. The anonymous survey consists of 5 components.

- Most implementation
- More implementation
- Average implementation
- Less implementation
- Least implementation
- Not Applicable/Low Response

Response Rates

Students	96%
Teachers	93%

More Effective Leaders

Do principals and teachers implement a shared vision for success?

More Collaborative Teachers

Do teachers collaborate to promote professional growth?

More Ambitious Instruction

Are classes challenging and engaging?

Average Supportive Environment

Is the school safe, demanding, and supportive?

Average Involved Families

Does the entire staff build strong external relationships?

Student Attendance and Mobility

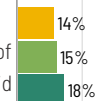
Attendance Rate

Rate at which students are present at school, not including excused or unexcused absences



Chronic Absenteeism

Percentage of students who miss 10% or more of school days per year either with or without a valid excuse



Student Mobility

Percentage of students who transfer in or out of the school during the school year, not including graduates



Teacher Retention

Percentage of full time teachers who return to the same school year to year





John J Lukancic Middle Sch

School Highlights

Academic Courses

As evidenced of the VVSD mission, "ensure that ALL students are prepared for college, and a successful life, academically, socially, and emotionally, as well as equipped with the necessary tools to have options and make decisions about their long-term goals." JjL offers numerous opportunities for learning. VVSD provides rigorous, Common Core Stat

Physical Education, Heath and Wellness

The Kinetic Wellness Department of Valley View Middle Schools seeks to continually provide student learning on improvement and maintenance of self-health and well being. Student learning is emphasized with activities and an environment that students can engage in providing enjoyable experiences for the future of students and their lifestyles. The c

Other Programs and Activities

Art Club, Builder's Club, Homework Club, Marching Band, Newspaper, Reading Clubs, Scholastic Bowl, Science Club, Student Council/Government, Technology Club

Career Development Courses and Programs

CTE is a combination of programs designed to equip students with work and life skills. Through the appropriate selection of programs, students may explore career options, gain insights into a number of fields of employment, prepare for careers, update knowledge as work requirements change, and learn how to improve home and family life.

Athletics

Boy's Baseball, Boy's Basketball, Boy's Cross Country, Boy's Soccer, Boy's Track & Field, Boy's Wrestling, Color Guard, Girl's Basketball, Girl's Cross Country, Girl's Soccer, Girl's Softball, Girl's Track & Field, Girl's Volleyball, Intramural Sports

School Personnel Resources

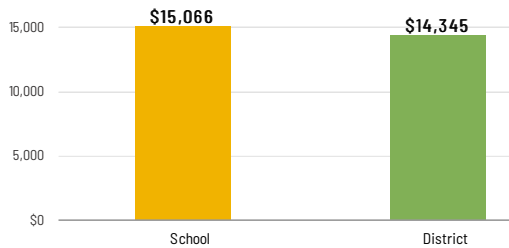
Librarian/Media Specialist, Paraprofessional, School Guidance Counselor, School Nurse, School Psychologist, School Social Worker, School Social Worker Intern, Special Education Teacher, Speech Language Pathologist-non teaching, Student Dean

School Awards

Facilities

School-Level Finance

The Every Student Succeeds Act requires LEAs to report school-level expenditure data, beginning with School Year 18-19 data. LEAs are required to report actual personnel and non-personnel expenditures of both site-specific and district centralized expenditures. Expenditures are shown at the site level and must be disaggregated by source of funds (federal vs. state/local). These data are self-reported and may differ from AFR data.



Educator Measures

This school has had **1 principal(s)** over the past 6 years. In the last three years, an average of **87% of teachers** return to this school each year.

FOR MORE INFORMATION

Visit IllinoisReportCard.com to see additional details about each item of information for this school. There you will find charts spanning multiple years, detailed explanations, resources, more of the school's programs and activities, and powerful tools that let you dig deeper into data.

Most of this data has been collected by ISBE from school districts through data systems. Some information, such as the School Highlights, is entered directly by principals and can be updated throughout the year.