



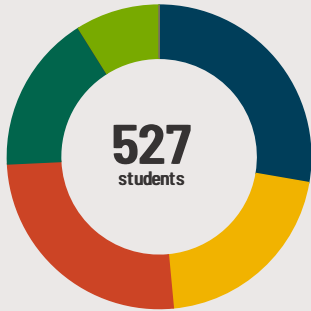
Pioneer Elementary School

1470 Raven Dr Bolingbrook, IL 60490 (630) 771-2420

Grades: K - 5
District: Valley View CUSD 365U

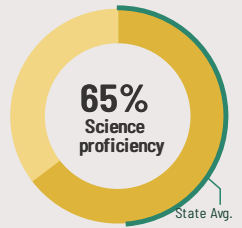

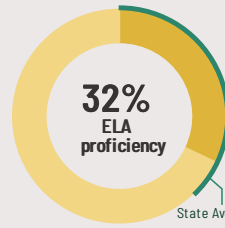
Principal: Ms.Carmen Killingsworth
Superintendent: Dr.James Mitchem

Fast Facts



Student Characteristics

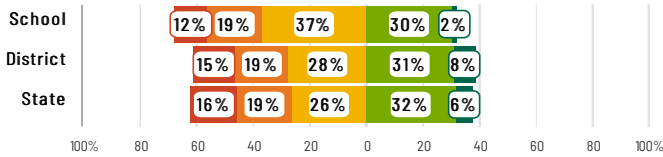
White	28%
Black	21%
Hispanic	26%
Asian	17%
American Indian	0%
Two or More Races	9%
Pacific Islander	0%
Low Income	43%
English Learners	12%
With IEPs	16%
With Disabilities	-
Homeless	1%



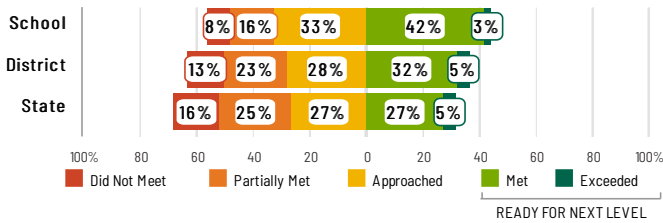
Academic Success

All Illinois students in grades 3-8 take the IAR assessment each year. High school students take the SAT in English Language Arts and Math.

English Language Arts



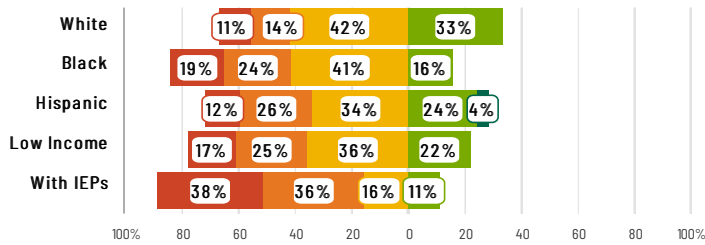
Mathematics



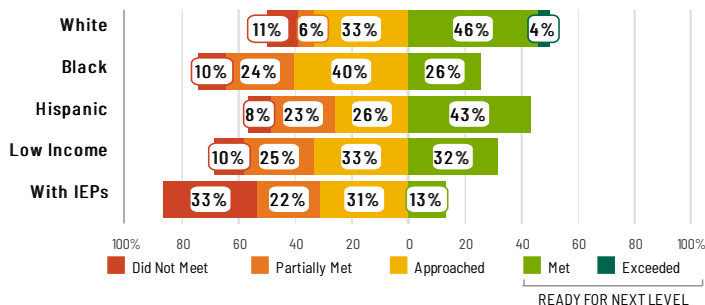
Success by Student Group

This display shows IAR ELA & Math performance levels for each student group. No data is shown for groups with fewer than 10 students.

English Language Arts



Mathematics



School Environment



The **5Essentials Survey** allows students in grades 6-12 and all teachers to share their perspectives on essential conditions for learning. The anonymous survey consists of 5 components.

- Most implementation
- More implementation
- Average implementation
- Less implementation
- Least implementation
- Not Applicable/Low Response

Response Rates

Students	97%
Teachers	98%

- Less** Effective Leaders
Do principals and teachers implement a shared vision for success?
- Average** Collaborative Teachers
Do teachers collaborate to promote professional growth?
- More** Ambitious Instruction
Are classes challenging and engaging?
- More** Supportive Environment
Is the school safe, demanding, and supportive?
- Average** Involved Families
Does the entire staff build strong external relationships?

Student Attendance and Mobility

Attendance Rate

Rate at which students are present at school, not including excused or unexcused absences



Chronic Absenteeism

Percentage of students who miss 10% or more of school days per year either with or without a valid excuse



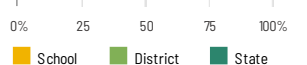
Student Mobility

Percentage of students who transfer in or out of the school during the school year, not including graduates



Teacher Retention

Percentage of full time teachers who return to the same school year to year





Pioneer Elementary School

School Highlights

Academic Courses

As evidenced of the VVSD mission, "ensure that ALL students are prepared for college, and a successful life, academically, socially, and emotionally, as well as equipped with the necessary tools to have options and make decisions about their long-term goals. Pioneer Elementary School offers numerous opportunities for learning. VVSD provides rigor

Physical Education, Health and Wellness

Physical Education classes are offered to all students at Pioneer Elementary School as mandated by ISBE. We use learning targets to help students master skills in several areas of physical fitness, sports and wellness.

Other Programs and Activities

Family Reading Night, S.T.E.M. Night, Young Authors' Night, Multicultural Night, Common Core Math Night, Chess Club, Music Club, Student Appreciation Week, Teacher Appreciation Week, Red Ribbon Week, Pioneer PTO Events throughout the year,

School Awards

Tip Top Timberwolves Academic Award Grades 4-5, B.U.G. Awards Grades 4-5, T.H.E. Silver, Blue and Gold Award Grade 5, Pioneer Academic Awards Day Grades K-5, Terrific Timberwolves Awards Grades K-3, Pillar of Valley View Staff Award

Career Development Courses and Programs

We continue to plan Career Day Annually in April and College Day Every Wednesday. Students are given the opportunity to discuss what career they'd like to pursue or what college or university they are interested in exploring during our morning announcements.

Athletics

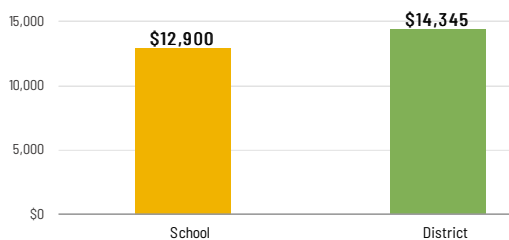
School Personnel Resources

Our staff includes a counselor, a psychologist, a librarian, a speech pathologist and several itinerant support personnel based on student needs.

Facilities

School-Level Finance

The Every Student Succeeds Act requires LEAs to report school-level expenditure data, beginning with School Year 18-19 data. LEAs are required to report actual personnel and non-personnel expenditures of both site-specific and district centralized expenditures. Expenditures are shown at the site level and must be disaggregated by source of funds (federal vs. state/local). These data are self-reported and may differ from AFR data.



Educator Measures

This school has had **1 principal(s)** over the past 6 years. In the last three years, an average of **85% of teachers** return to this school each year.

FOR MORE INFORMATION

Visit IllinoisReportCard.com to see additional details about each item of information for this school. There you will find charts spanning multiple years, detailed explanations, resources, more of the school's programs and activities, and powerful tools that let you dig deeper into data.

Most of this data has been collected by ISBE from school districts through data systems. Some information, such as the School Highlights, is entered directly by principals and can be updated throughout the year.